

Car License Plate Camera (High Speed Capture, Low Light)

Products List > C Series > License Plate Camera > Car License Plate Camera (Effio WDR) > MTC-132EF-C, MTC-132MEF-C

MTC-132EF-C MTC-132MEF-C

MTC-132EF-C, MTC-132MEF-C



FEATURES

Mechanical IR Cut Filter (ICR)
MTC-132MEF-C

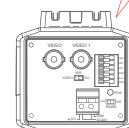
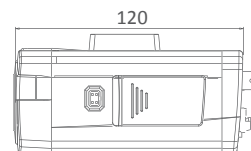
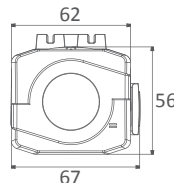
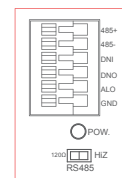


Self Defined Shutter Range
with Min. and Max. Shutter Speed Programmable

Sony Effio WDR
610TVL

MTC-132EF-C, MTC-132MEF-C

- ◆ 1/3" Hyper Wide Dynamic Car License Plate Camera (Sony Effio WDR)
- ◆ Color:610TVL, B/W:630TVL
- ◆ Color:0.03Lux@F1.2, B/W:0.01Lux@F1.2, Sense-up:0.0001Lux@F1.2
- ◆ Powerful 256X WDR
- ◆ Capable of Capturing Car License Plate Numbers at High Speed
 - Day:up to 200km/hr (125mile/hr)
 - Night:up to 150km/hr (90mile/hr), MTC-132MEF-C with External IR LEDs
- ◆ Shutter Modes (Auto, Manual)
- ◆ Multi-Language OSD Control
- ◆ High Light Compensation (HLC)
- ◆ 2D/3D Noise Reduction ; Sense Up (512x) Functions
- ◆ Digital Image Stabilizer (DIS) ; E-zoom Function (1~256x)
- ◆ Advanced Motion Detection Function
- ◆ Quadrangle Mosaic Privacy Mask



12Vdc/24Vac
Tol:±0.5 Unit:mm

SPECIFICATIONS

	MTC-132EF-C		MTC-132MEF-C	
	PAL	NTSC	PAL	NTSC
TV System	PAL	NTSC	PAL	NTSC
Image Sensor	1/3" Sony 760H Super HAD CCD II			
Number of Total Pixels	795(H)x596(V)	811(H)x508(V)	795(H)x596(V)	811(H)x508(V)
Resolution ; DSP	Color:610TVL, B/W:630TVL ; Sony Effio WDR			
Minimum Illumination	Color:0.03Lux@F1.2, B/W:0.01Lux@F1.2, 0.005Lux@F1.2 (with ICR), Sense-up:0.0001Lux@F1.2			
Wide Dynamic Range	256x Normal Camera			
Video Output	1.0Vp-p Composite, 75Ω (BNCx2)			
Signal to Noise Ratio (S/N)	More than 55dB (AGC off)			
Gamma Correction	0.45			
Mechanical IR Cut Filter (ICR)	NA		Automatically Switches (Switching Lux Level can be adjusted)	
IR LED ; Working Distance	NA		Compatible with Infrared Illuminator	
Menu	OSD Control or by RS485 Control			
Title	TITLE (LOCATION)			
Synchronizing System	INTERNAL / LINE LOCK (AC Version Only)			
Digital Day&Night Mode	COLOR / B&W / AUTO / EXT			
Electronic Shutter	Auto Shutter: Self Defined Auto Shutter Speed Range Programmable, Manual Shutter: 196 Steps, 1/50, 1/60, 1/70, 1/80, 1/90, 1/100, 1/110, 1/120, 1/130, 1/140, 1/150, 1/160, 1/170, 1/180, 1/190, 1/200, 1/210, , , , , 1/1,910, 1/1,920, 1/1,930, 1/1,940, 1/1,950, 1/1,960, 1/1,970, 1/1,980, 1/1,990, 1/2,000 sec.			
Automatic Gain Control	0~200 Levels (Adjustable Level Settings)			
White Balance	ATW / AWB / PUSH LOCK / MANUAL / 3200K / 6300K / ANTI CR			
WDR ; BLC	WDR / BLC / OFF			
High Light Compensation	ON / OFF / AUTO			
Flickerless	ON / OFF			
Dynamic Noise Reduction	3D / 2D			
Sense Up	AUTO (Limit x2~x512) / OFF			
Digital Image Stabilizer	ON / OFF			
Language	ENGLISH / TRADITIONAL CHINESE / SIMPLIFIED CHINESE			
E-Zoom	x1~x256, Pan / Tilt Adjustable			
Motion Detection ; Privacy	ON / OFF (24x16 Zones, Alarm) ; ON / OFF (15 Zones Programmable, Quadrangle Mosaic)			
Camera Control Interface	RS485 Interface OSD Control by Pelco-D, Pelco P			
Automatic IRIS ; Connector	VIDEO / DC ; D4 IRIS Jack			
Lens Mount	CS / C mount (With Adaptor Ring)			
Lens, Angle of View (H)	Lens Option: Please See the Page of Lens Series			
Water Resistance	NA			
Max. Breaking Strength	NA			
Power Supply ; Consumption	12Vdc/24Vac (10.8~39Vdc/24Vac) ; 2W			
Operation ; Storage Temp.	-10°C~50°C ; -20°C~60°C			
Operation ; Storage Humidity	Maximum: RH80% ; RH90%			
Dimensions	67(W)x56(H)x120(L)mm			
Net Weight	350g			
Accessories Option	Lens:SHV-3010DAI, SHV-IR7550DAI ; Bracket:MTB-101, MTB-102 ; Housing			

*Specifications are unfixed and do not apply to customized projects