

Digital WD Vandalproof IR Camera (Sony Effio-E)

Products List > E Series > Vandproof Camera > Digital Wide Dynamic Vandalproof IR Camera (Sony Effio-E) > MTC-L5838EF

MTC-L5838EF

MTC-L5838EF



FEATURES



Mechanical IR Cut Filter

3-Axis Gimbal Mechanism

Option:

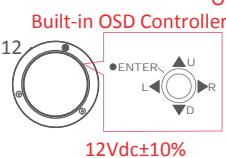
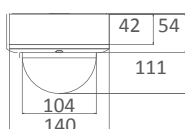


Digital WD
610TVL




MTC-L5838EF

- ◆ 1/3" Digital Wide Dynamic Infrared Camera (Sony Effio-E)
- ◆ Color:610TVL, B/W:630TVL, 0 Lux (IR LEDs on at 2 Lux)
- ◆ Multi-Language OSD Control
- ◆ ATR Digital Powerful 128X WDR (52dB)
- ◆ Anti-Headlight (HLC)
- ◆ 2D Noise Reduction
- ◆ High Contrast Images
- ◆ Ideal for Backlight Environments
- ◆ Mosaic Privacy Mask
- ◆ Advanced Motion Detection Function
- ◆ Picture Quality Adjustable (Contrast/Sharpness/Hue/Gain)
- ◆ Built-in Varifocal Lens & Unique 3-Axis Gimbal Mechanism
- ◆ Water Resistance:IP66 ; Breaking Strength:656.1Kgf



12Vdc±10%

Option: Dual Voltage



Option: Heater

Tol:±0.5 Unit:mm

SPECIFICATIONS

		MTC-L5838EF	
		PAL	NTSC
TV System		PAL	NTSC
Image Sensor		1/3" Sony 760H Super HAD CCD	
Number of Total Pixels		795(H)x596(V)	811(H)x508(V)
Resolution ; DSP		Color:610TVL, B/W:630TVL ; Sony Effio-E	
Minimum Illumination		0 Lux	
Wide Dynamic Range		ATR Digital WD (ATR:Adaptive Tone-curve Reproduction) ; 128x Normal Camera (52dB)	
Video Output		1.0Vp-p Composite, 75Ω (BNC)	
Signal to Noise Ratio		More than 52dB (AGC off)	
Gamma Correction		0.45	
Mechanical IR Cut Filter (ICR)		Automatically Switches (B/W Mode<2Lux, Color Mode>5Lux)	
IR LED ; Working Distance		30 units (IR LEDs on<2Lux, IR LEDs off>5Lux) ; Outdoor:15m	
Menu		OSD Control	
Title		TITLE (LOCATION)	
Synchronizing System		INTERNAL	
Digital Day&Night Mode		NA	
Electronic Shutter		AUTO (1/50(60)~1/100,000 sec.) / MANUAL: 1/50(60), FL 1/120(100), 1/250, 1/500, 1/1,000, 1/2,000, 1/4,000, 1/10,000 sec.	
Automatic Gain Control		AUTO (4 Steps)	
White Balance		ATW / PUSH / USER1 / USER2 / ANTI CR / MANUAL / PUSH LOCK	
Back Light Compensation		HLC / BLC / OFF	
Flickerless		ON / OFF	
Dynamic Noise Reduction		2D	
Sense Up		NA	
Face Detection		NA	
Language		ENGLISH / JAPANESE / GERMAN / FRENCH / RUSSIAN / PORTUGUESE / SPANISH / SIMPLIFIED CHINESE	
E-Zoom		NA	
Motion Detection ; Privacy		ON / OFF (24x16 Zones) ; ON / OFF (8 Zones Programmable, Mosaic)	
Timer Clock		NA	
Camera Control Interface		NA	
Automatic IRIS ; Connector		DC	
Lens Mount		Built-in DC Auto IRIS Lens	
Lens, Angle of View (H)		f2.8mm~10mm/F1.2 Aspherical Auto IRIS Lens/94.6°~28.2°	
Water Resistance		IP66	
Max. Breaking Strength		656.1 Kgf	
Power Supply ; Consumption		12Vdc±10%; IR on:6.0W, IR off:2.5W ; Heater adds max.3W, Option:12Vdc/24Vac ; IR on:7.5W, IR off:4.0W ; Heater adds max.11W	
Operation ; Storage Temp.		-10°C~50°C ; -20°C~60°C	
Operation ; Storage Humidity		Maximum: RH80% ; RH90%	
Dimensions		140(DIA)x112(H)mm	
Net Weight		1,000g	
Accessories Option (Page)		Wall Bracket:MTB-413 ; Ceiling Bracket:MTB-504 ; Thread Metal Flexible Conduit Fittings:S-FZS26	